





UNI-HORN!

Make your own paper **Unicorn Horn with Ears!**

 You can start by coloring your horn and ears, then ask an adult to help you cut them out, and make the small holes for the string!

 Carefully roll the horn into a pointy tube and glue it together.

 Gently fold the ears down the middle.

 Attach string, through the holes, so that you can tie it to your head!

 Decorate them more, with glitter, stickers - whatever you want!

GLUE THIS TO THE OTHER SIDE

Show off your designs
and tag
#UnicornMovie

